

BEST ASSEMBLY INSTALLATION SERVICE

We'll install it for you

At **Best Assembly** our professional assembly and installation help can save you valuable time and money. Our professional installers can provide you with assembly and basic installation services.

The Installation Services are provided by our professional and qualified assemblers.

The installation services are guaranteed by us for a period of 2 years from the date of completion. Electrical, Gas and Plumbing services are guaranteed against defects resulting from faulty workmanship for a period of 5 years from the date of completion.

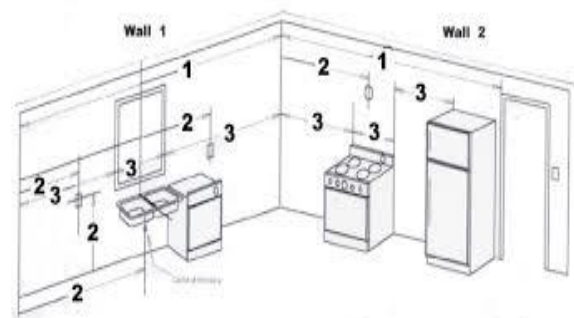


**For full details of the installation services, please refer to the Installation Service Menu and Terms & Conditions



OUR SERVICES INCLUDE:

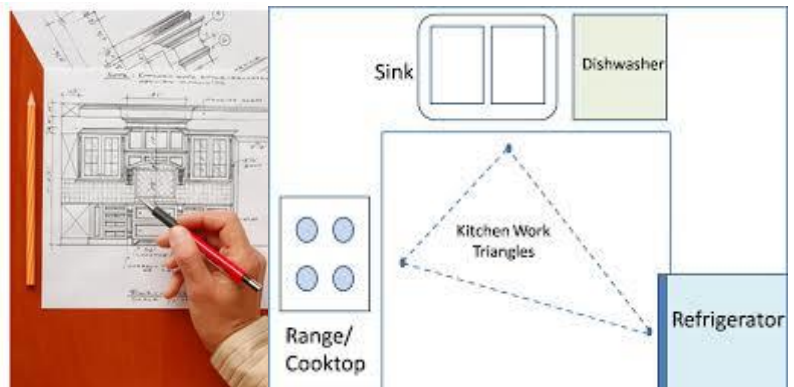
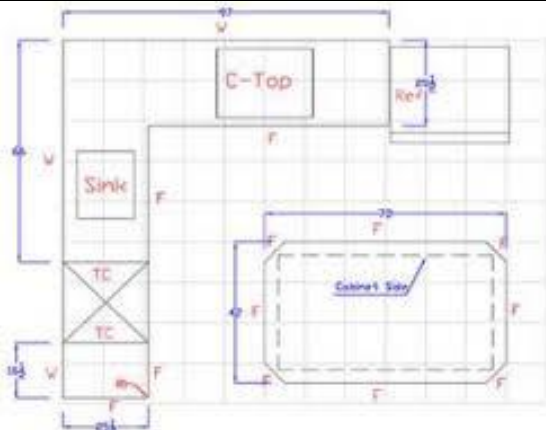
1. PRE-INSTALLATION SITE INSPECTION
2. MEASURING AND PLANNING SERVICE
3. OLD KITCHEN DISPOSAL
4. CABINET ASSEMBLY AND BASIC INSTALLATION
5. LAMINATE WORKTOP INSTALLATION
6. ADDITIONAL SERVICES



ONLY THE PROFESSIONAL TOOLS USED IN OUR WORK




Installation Service Menu		
Service	Brief description	Cost
In-home measuring and planning	The In-Home Measuring and Planning service includes the following: <ul style="list-style-type: none"> • A single visit of up to 2 hours. • Location of the exact position of all current and new services including power, gas and drainage points. • Room dimensions and all architectural elements to be identified and measured. Constraints to be discussed. • A kitchen or laundry plan designed to best suit your requirements and available space • Product list and drawings to assist with your purchase. 	\$99 per room
Pre-Installation Site Inspection	The Pre-Installation Site Inspection is a mandatory proactive service to pre-empt challenges with the installation.* This service is carried out by qualified independent installers and includes: <ul style="list-style-type: none"> • Check detail design vs. detailed floor plan (power points, plumbing, layout, corners, floor levels, walls etc). • Confirmation of the final product list. • Provide final quote including any extra works you may require such as custom cabinetry. • Confirmation of the time schedule to complete the work. 	\$120 per Project
Cabinet dismantle and removal	Dismantle and removal of all existing cabinetry to a designated location or skip bin within 20 metres from the premises.* The customer will need to arrange disposal. *Skip bin hire is the responsibility and cost of the customer unless otherwise requested. All services must be disconnected prior to commencement of cabinet removal.	\$599 per Skip Bin
Cabinet assembly & basic installation	Cabinet Assembly and Basic Installation service includes the following: <ul style="list-style-type: none"> • Assembly of cabinet frames. • Mounting of doors, shelves, drawers, legs/plinths, interior fittings, hinges & handles per cabinet. • Installation & fixing of cabinets to walls in accordance to plan. • Fixing of standard cover panels, plinths, fascia panels and worktop finishing strips. • Fixing appliances to cabinets (does not include connection). • Clean up. • (min. 4 cabinets per installation) 	\$69 per Cabinet**
Customised Cutting	Customised cutting and fixing of cover panels, cornices and décor strips	QUOTE
Free standing kitchens	Assembly and installation of free standing kitchens.	QUOTE
Picking & home delivery	Picking & packing of your order. Delivered to your nominated address.	\$89 per hour




Kitchen installation \$69 per cabinet

Assembly and installation frames, doors and drawer fronts, interior fittings, cover panels, moulding, filler panels, knobs/handles. Basic cutting, trimming and shaving (pipes and outlets). Secure cabinets to the wall and level for benchtop installation.



If the drawer unit need to assembly plus \$10 each drawer


If the door don't have position hole plus \$10 each Door



Benchtop \$99 each pcs




1. Cut benchtop to size and all necessary cuts out for sink and cooktop. 2. Choose between full mitre, mason's mitre and butt join. 3. Join and secure benchtop to cabinets. 4. All required water seals. 5. Mitre join extra \$100 per join cut



Installation sink and tap \$199 each

1. Install and seal sink into benchtop. 2. Cut required hole for tap into the sink or benchtop. 3. Assemble tap and connect to the sink or benchtop.



Installation appliance \$149 each

1. Assemble rangehood and mount to the wall or ceiling and attach to existing ducting. 2. Assemble rangehood and fit into the cabinet, cut-out for ducting and attach to existing ducting. 3. Attach door front to integrated dishwasher, level and secure to benchtop. 4. Fit and secure oven and/or microwave into the cabinet. 5. Fit and seal cooktop into the benchtop.



